

The Coordinated Access System in the City of Abbotsford

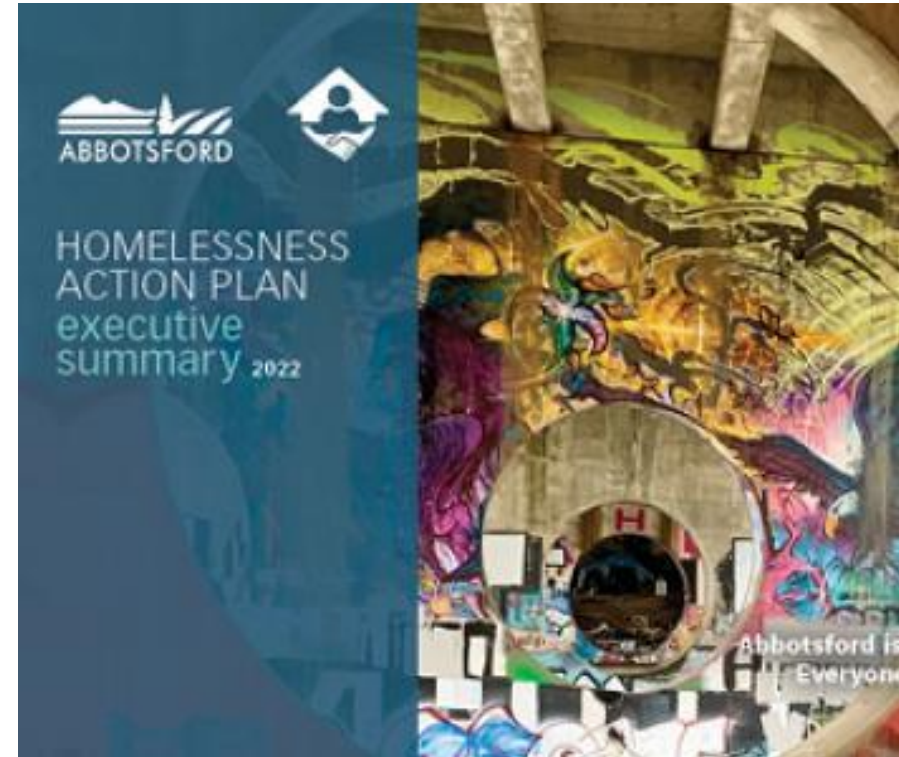
Mike Sikora, Housing, Homelessness and Community Development Specialist

Graham McMahon, Coordinated Access Specialist



Abbotsford's Homelessness Action Plan

- Abbotsford is committed to doing its part to support people experiencing, or at risk-of, homelessness
- The City's plan includes 5 goals:
 1. **Strengthen** services and programs
 2. **Enhance** internal response through existing policies and by using city resources
 3. **Coordinate** service and housing providers
 4. **Advocate** to provincial and federal governments for support
 5. **Develop** new ways to understand and share progress on homelessness



POINT IN TIME HOMELESS COUNT (PiT Count)

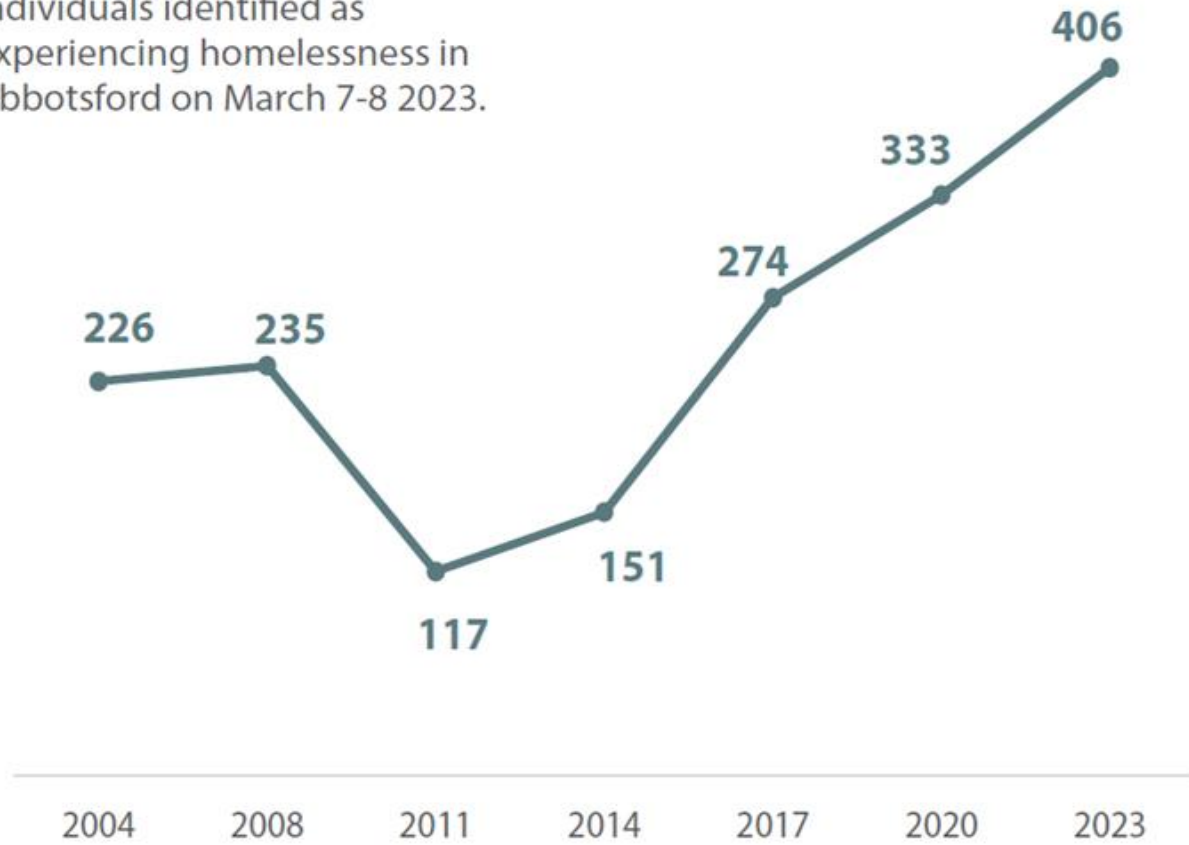
Completed March 7th through 8th, 2023



Point-in-Time (PiT) Count: What we Found

406

individuals identified as experiencing homelessness in Abbotsford on March 7-8 2023.



- There were **73 more** people experiencing homelessness since the 2020 count (we know this is an under count)
- Abbotsford has 200 shelter beds for two times as many people
- This **population has been growing** since 2011



Point-in-Time (PiT) Count: What we Found

Abbotsford saw an increase in older populations and fewer children and youth experiencing homelessness.



3% are aged 19 or younger, a decrease from 7% in 2020.



48% of the those experiencing homelessness are between the ages of 30-49.



16% aged 60 or older, an increase from 9% in 2020.

32% identified as **Indigenous** compared to 4.5% of the general population.

27% had been in **government care** as a child or youth.



Women are underrepresented in PiT Count data as they are more likely to experience hidden forms of homelessness.

70% Male

29% Female

1% Transgender, two-spirit, non-binary, other.

- **Less young people** are experiencing homelessness, but **more older people**
- **Indigenous people** are **overrepresented**
- People who had been in **foster care** as children were **overrepresented**



Point-in-Time (PiT) Count: What we Found

- The main reasons that people found themselves experiencing homelessness were:

30%

Housing and financial issues largely related to cost and income.

35%

Health Issues including physical, mental, and addiction or substance use.

31%

Interpersonal and family issues, largely with spouse or partner.



54% of respondents listed two or more reasons for their most recent housing loss.



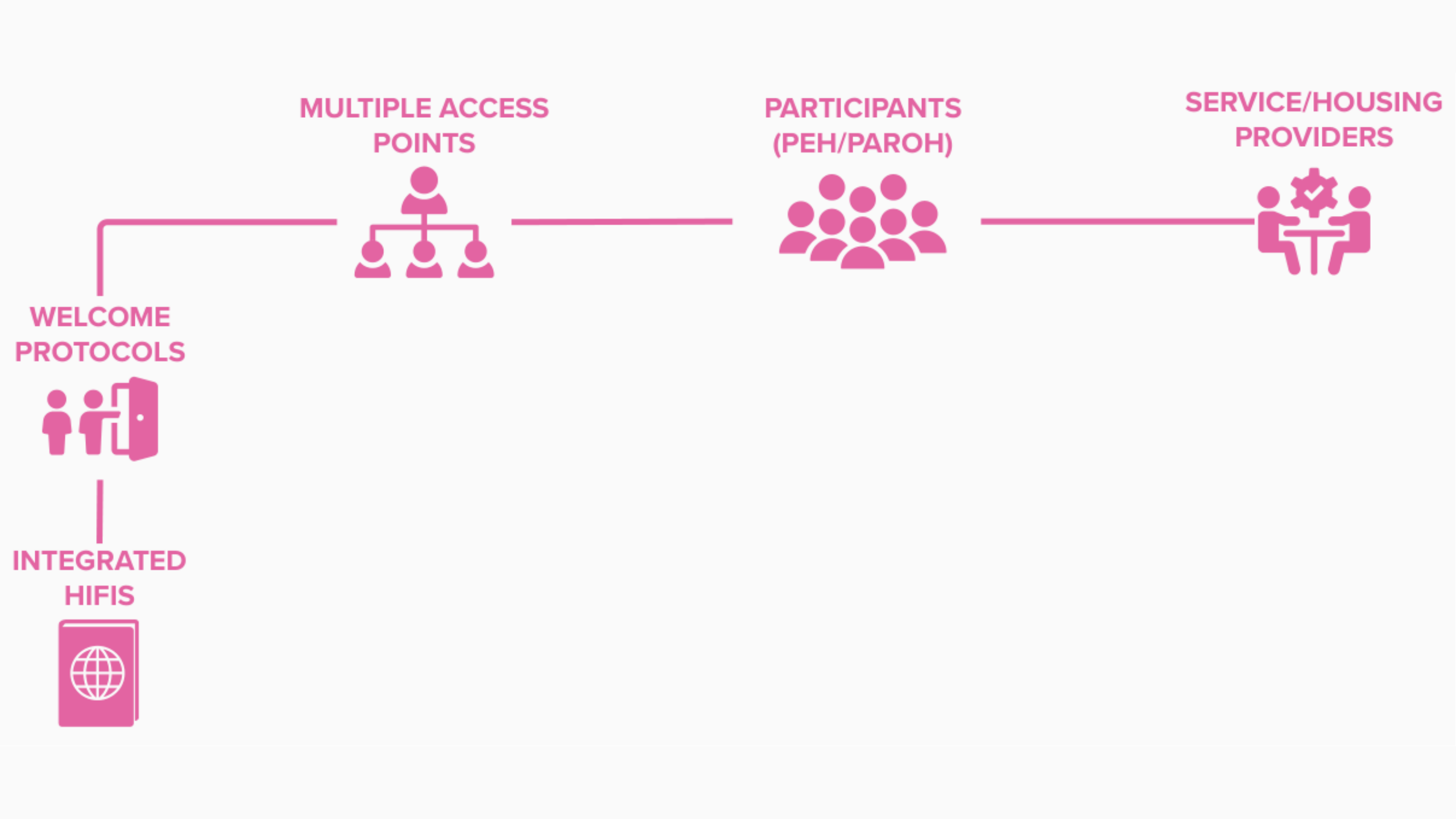
COORDINATED ACCESS SYSTEM (CAS)

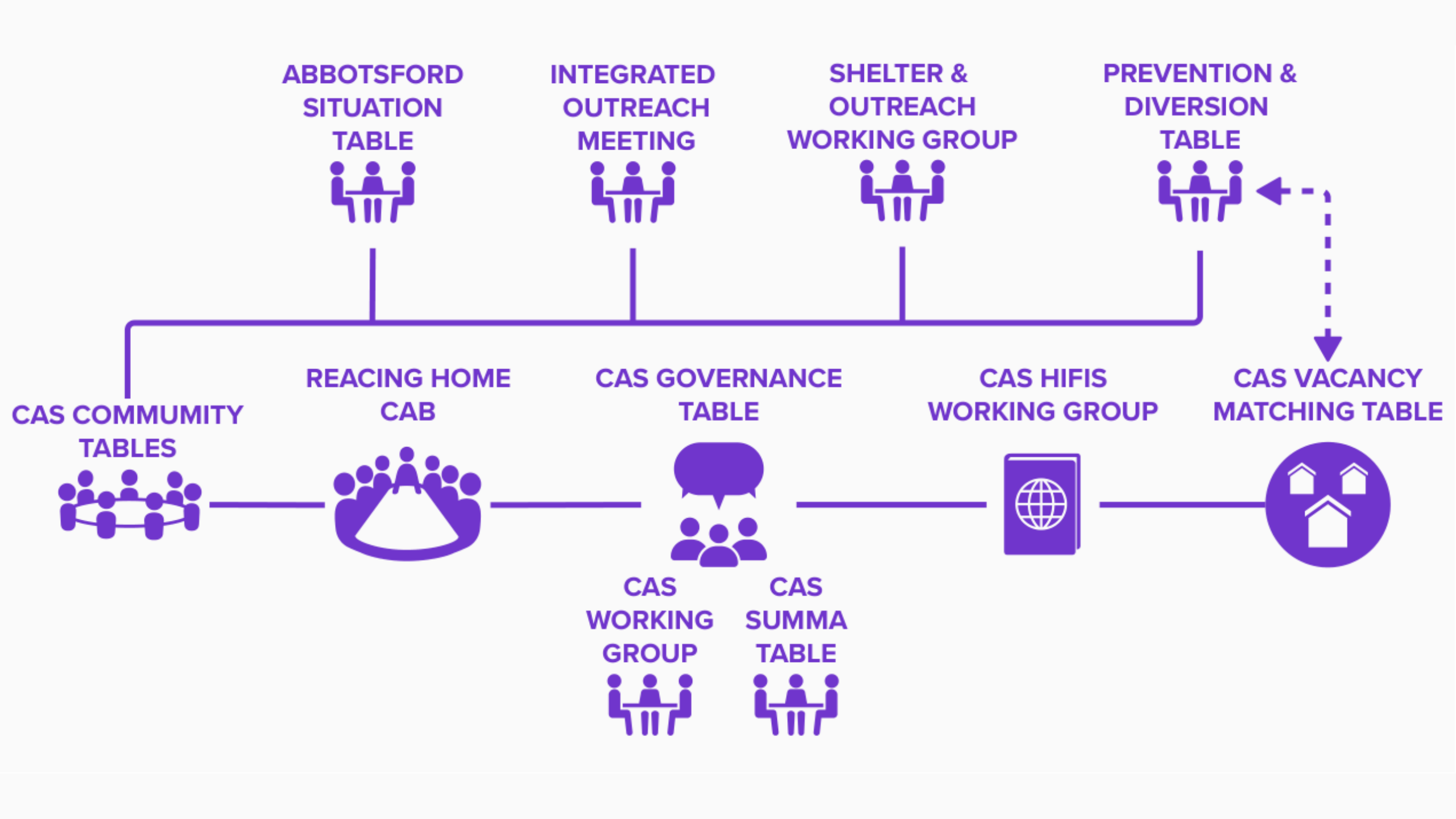
A Reaching Home Funded Initiative



Government
of Canada







Community Homelessness Information Application (CHIA)

**A Joint Project Between the Integrated Outreach Meeting
& the City of Abbotsford**



CHIA

2024-04-15, 9:16 a.m. by Graham McMahon
2024-04-15, 9:16 a.m.

Observation Time	2024-04-15, 9:16 a.m.
Observed By	Graham McMahon
Operation Status	Active
Number of F/M Beds	0
Number of Female Beds	10
Number of Female Occupants	10
Number of Male Beds	26
Number of Male Occupants	25
Number of All Occupants	35
Vacancy Status	Vacant

Encampment Observation: 2024-02-20, 12:31:26 p.m.
2024-02-20, 12:31:26 p.m.

Observer Name	Cindy Sale
Observation Time	2024-02-20, 12:31:26 p.m.
Encampment Status	Active
Number of Tents	10
Number of People	25
Number of Structures	0
Water Supplied?	No
Harm Reduction Supplied?	No

Day Site Observation: 2024-04-16, 5:37 p.m.
2024-04-16, 5:37 p.m.

Observer Name	Graham McMahon
Observation Time	2024-04-16, 5:37 p.m.
Status	Active
Number of Tents	0
Number of People	3
Water Supplied?	Yes
Harm Reduction Supplied?	Yes



Encampments		Day Sites		Sleeping Sites		Shelters	
Active Sites	People	Active Sites	People	Active Sites	People	Free Beds	Occupants
49	266	33	63	0	0	34	145

(474)

Active Sites
49

Occupants	
145	
Male	Female
82	63

Tents	People	Structures	Vehicles
104	266	28	100

Active Sites	Tents	People	Vehicles
33	1	63	0

88 SU	(787 Visits)
362 EU	425 DSU
268 EWD	209 DSWD
254 EHD	208 DSHD





Questions?

