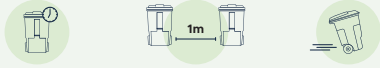


How to place your cart at the curb.

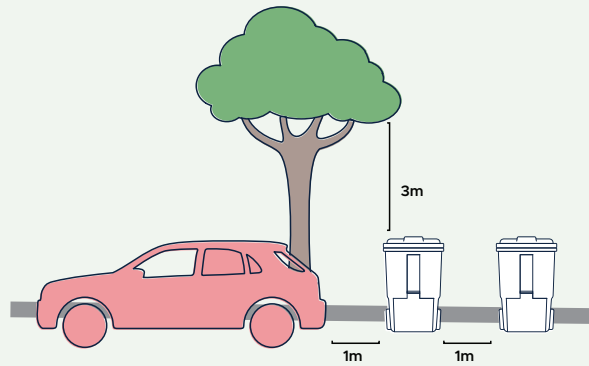
Page 1 of 2

Quick Tip

Place it, Space it & Remove it.



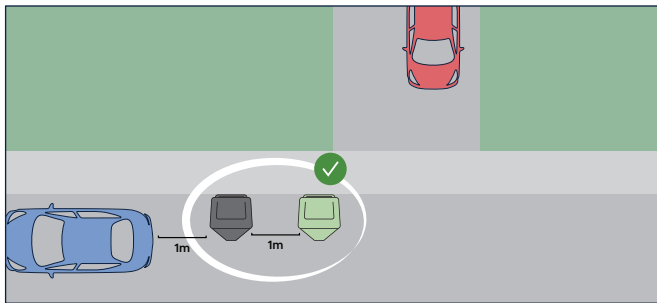
PLACE your carts at the curb by 7:00 am on collection day. **SPACE** the cart at least 1 metre apart and ensure at least 3 metres of clearance is above each cart. **REMOVE** empty carts from the curbside after collection and store them inside a secure area.



What is one metre?

An arms length between each cart is approximately one metre!

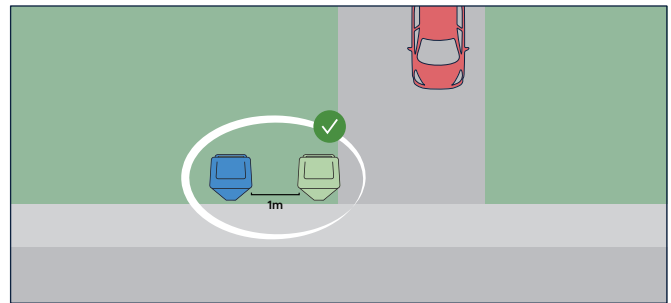
ON-STREET PARKING WITH CURB:



✓ Correct placement

If there is on-street parking in front of your house and you have a curb, place your carts together with the wheels touching the curb and the arrows on the lid pointing to the street. Ensure the carts do not block any sidewalks, that there is a minimum of 1m in between carts, and 1m from any parked car or other obstruction.

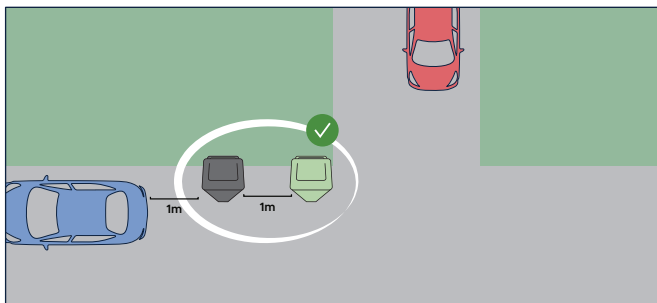
NO ON-STREET PARKING:



✓ Correct placement

If there is no on-street parking in front of your house, place your carts in the grass or landscaping located at the end of your driveway, with the arrows on the lid pointing to the street. Ensure the carts do not block any sidewalks, that there is a minimum of 1m in between carts, and 1m from any parked car or other obstruction.

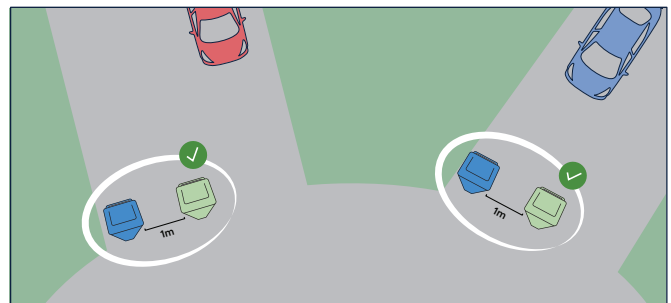
ON-STREET PARKING WITHOUT CURB:



✓ Correct placement

If there is on-street parking in front of your house and you do not have a curb, place your carts together in the grass or landscaping located at the end of your driveway, with the arrows on the lid pointing to the street. Ensure there is a minimum of 1m in between carts and 1m from any parked car or other obstruction.

CUL-DE-SACS:



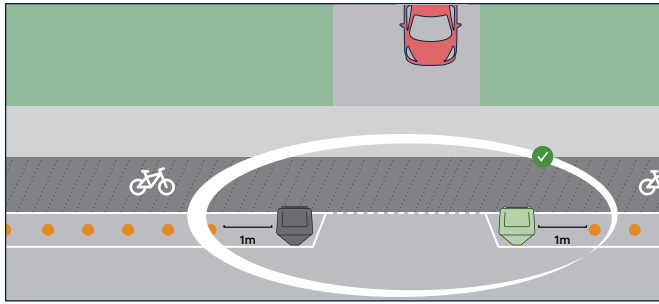
✓ Correct placement

In cul-de-sacs, place your carts at the end of your driveway with the arrows on the lid pointing to the street. Please ensure cars are parked in the driveway on collection days to ensure sufficient spacing for collection trucks to collect this material. This suggested placement may not work for all cul-de-sacs across the City. If you are unsure of cart placement for your cul-de-sac, or think a different approach would be better, please contact the City at **604-864-5640** or carts@abbotsford.ca.

How to place your cart at the curb.

Page 2 of 2

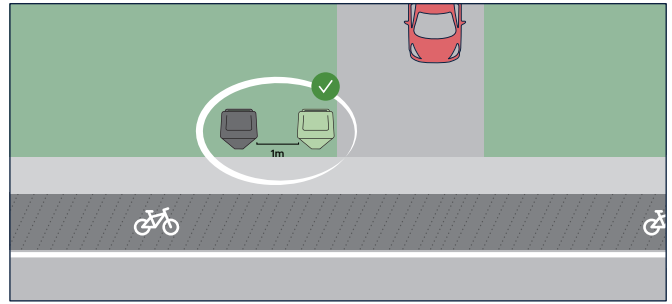
BIKE LANES WITH BOLLARDS:



✓ Correct placement

If there is a bike lane in front of your house that has bollards, place your carts at the end of the driveway with the arrows on the lid pointing to the street. Ensure each cart is placed in a location on either side of the driveway entrance that provides 1m clearance in between any bollard or cart.

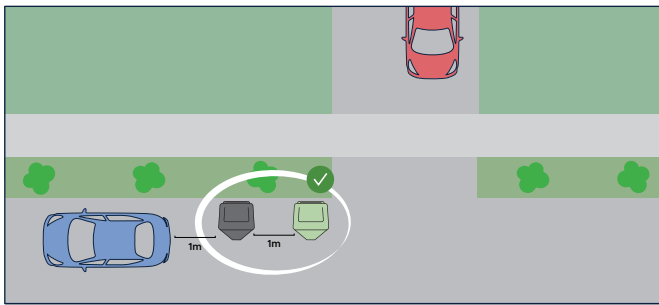
BIKE LANES WITHOUT BOLLARDS:



✓ Correct placement

If there is a bike lane in front of your house that does not have bollards, place your carts together in the grass or landscaping located at the end of your driveway, with the arrows on the lid pointing to the street. Ensure there is a minimum of 1m in between carts.

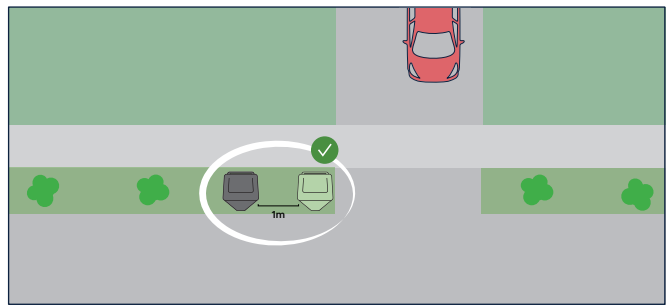
ON-STREET PARKING WITH BOULEVARD STRIP:



✓ Correct placement

If there is a boulevard strip in between your house and the road, and there is on-street parking in front of your house, place your carts together with your wheels touching the curb and the arrows on the lid pointing to the street. Place your carts together in the grass or landscaping located to the left of your driveway, with the arrows on the lid pointing to the street. Ensure there is a minimum of 1m in between carts and 1m from any parked car or other obstruction.

NO ON-STREET PARKING WITH BOULEVARD STRIP:



✓ Correct placement

If there is a boulevard strip in between your house and the road, and there is no on-street parking in front of your house, place your carts together in the landscaping close to the curb with the arrows on the lid pointing to the street. Ensure there is a minimum of 1m in between carts and 1m from any tree or other obstruction.

We have apps for that!

Get it to the curb on time.

Never miss a collection day again! The Abbotsford Curbside Collection app gives you access to your collection schedule, collection day reminders and service alerts.

The @abbotsford city app can report missed pick-up and other issues with your curbside collection.

