

**SORT
& ROLL**

Curbside Collection Program

CITY OF ABBOTSFORD
**Curbside Cart
COLLECTION GUIDE**

Schedule in effect

January 1 - December 31, 2024

521G - 0001784

ABBOTSFORD
www.abbotsford.ca/waste

521R - 0010719

ABBOTSFORD
www.abbotsford.ca/waste

521C - 0005300

ABBOTSFORD
www.abbotsford.ca/waste

FREE

2024
Yard Waste
Coupons
inside!



ENGINEERING & REGIONAL UTILITIES

604-864-5640  abbotsford.ca/waste

ABBOTSFORD

Contents

Sections in this Guide

CART	4
RECYCLING	8
COMPOSTABLES	11
GARBAGE	12
WILDLIFE & WASTE	13
2024 COLLECTION CALENDAR: CITY COLLECTION	14
2024 COLLECTION CALENDAR: CONTRACTOR COLLECTION	16
IMPORTANT INFORMATION	18

**DID
YOU
KNOW?**



The City of Abbotsford provides automated cart-based collection for 26,500 single family homes and duplexes across the City.

IN 2023:

61%
Diversion
Rate

4,600
TONNES

13,000
TONNES

Recycle Right and Get a Star

Curbside cart audits are now in progress!

City staff will be visiting neighbourhoods on pick-up day to check out carts in an effort to reduce our recycling contamination.

Earn a star sticker for your blue recycling cart by including **ONLY** acceptable materials in your cart. Scan the QR code to win prizes!



Carts

Sort it Right

Separate your waste into one of these waste streams.



RECYCLING

Containers, newspapers, packaging and paper products. **Collected every other week.**



COMPOSTABLES

Food scraps, food-soiled papers and yard trimmings. **Collected weekly.**



GARBAGE

Waste that can't be composted or recycled. **Collected every other week.**



DROP OFF

Materials accepted at recycling depot, transfer station or other drop off location .

Cart Sizes & Types

Carts are available in three sizes for recycling, compost and garbage collection. Bear-resistant carts can also be requested but are only available in the 240 L size.



Requests to change existing carts are only accepted once in any 12 month period for any property. Please note that cart size, number or type may affect your annual solid waste user fees.

Visit abbotsford.ca/carts for more information.

Missing or Damaged Carts

To request a replacement or to report a lost or stolen cart, call 604-864-5640 or visit abbotsford.ca/service.

Moving to a New Residence

Please use the carts that are already at your property. If there are no carts when you move in, or you are moving into a newly constructed home, please contact us at 604-864-5640 or carts@abbotsford.ca



WRITE YOUR ADDRESS HERE

Keep Track of your Carts

Label your carts with your address. Use a permanent marker to write your address in the white space.

Record your serial number. On the right side of your carts there is a serial number that is unique to identifying your cart. Record this number and keep it for your records.

These carts are the property of the City and are micro chipped with your address.



Cart Tips

1 What's in your recycling cart matters!



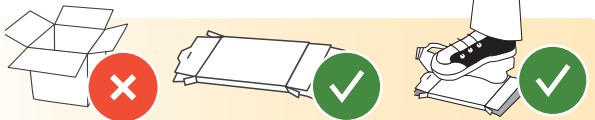
Do not include stretchy plastics, foam packaging, glass, books, or other items that are not accepted in the recycling program. These unacceptable materials may result in your cart not being collected.

2 DO NOT Bag recyclables.



All items must be placed loosely inside your blue recycling cart.

3 Flatten, crush & compress!



Flattening cardboard and crushing & compressing items before placing them in the cart will help you fit more material inside the carts.

4 Do not overfill your carts!



Overflowing carts cannot be collected. The lid must be completely closed.

5 Do not pack down waste.



Tightly packed material inside your carts may get stuck and not empty properly.

6 Reduce your packaging.



Buying in bulk, using reusable containers, choosing items with less packaging, and reusing items will help decrease the amount of material you need to manage.

7 Know what goes where!



Use the Waste Wizard to look up disposal information for hundreds of items! Access the Waste Wizard through the Abbotsford Curbside Collection App or visit abbotsford.ca/wastewizard.




Using the Carts

1
POINT IT



Place the carts so the arrows on the lid point toward the street and the wheels are against the curb.

2
SPACE IT



Make sure your carts are placed correctly on the street and are **one metre apart**. There should be at least 1 meter of space on all sides of each cart.

Carts should be 1 metre from parked cars, utility poles, basketball hoops, fencing etc.

Ensure at least 3 meters of clearance is above each cart.

3
REMOVE IT



Remove empty carts from the curbside after they have been serviced and securely store them on your property.



QUICK TIP

For more cart placement examples visit abbotsford.ca/waste



Set your carts out at the curb by **7:00 am** on your collection day. Do not place your carts out the night before collection.



Cart Placement

Putting your carts out the right way on collection day ensures your carts can be collected safely and on schedule. The placement of carts is very important because the automated truck's mechanical arm needs sufficient room to pick up and empty the cart.


Ensure 1 m (3 ft) between carts.

Carts placed too close together cannot be collected.



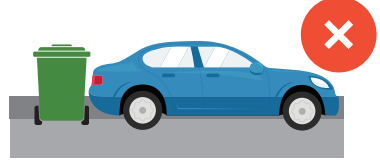
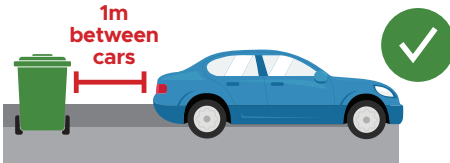
QUICK TIP

One metre is approximately an arms length.



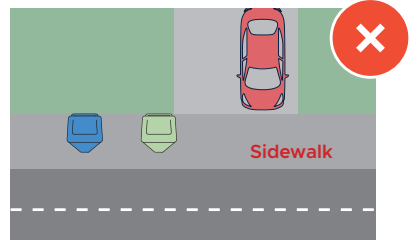
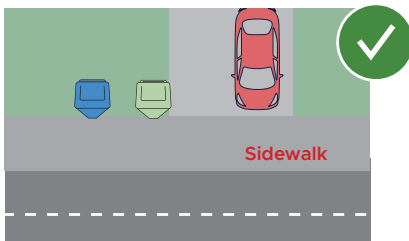
Ensure at least 1 m (3ft) in between parked vehicles and carts.

Carts placed too close to vehicles cannot be collected.



Ensure carts do not block a sidewalk or bike lane.

Sidewalk and bike lane access needs to be kept clear at all times.


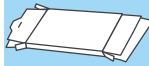




Ensure at least 1 m (3 ft) clearance from any basketball hoop, utility pole, street light, fence, etc. Carts placed too close to these items cannot be collected.



Recycling

✓ Accepted in Blue Carts

 Mail, envelopes & office paper	 Magazines, catalogues & phone books	 Newspapers & flyers	 Box board packaging	 Pizza boxes (clean boxes only)
 Molded box board	 Paper products (party decor, gift bags, gift wrap & boxes)	 Frozen dessert boxes		
 Plastic bottles	 Corrugated cardboard (flattened to fit)	 Gable-top & tetra containers	 Aluminum foil & pie plates	 Metal cans & tins
 Empty aerosol cans	 Caps, tops, lids & pumps	 Plastic drink cups & lids	 Plastic cutlery & straws	 Disposable plastic hangers
 Plastic containers (jars, pails, pots, clamshells & takeout food containers)			 Refundable beverage containers	

Best if taken to the Depot!



✗ Not Accepted in Blue Carts*

 NO glass	 NO plastic bags	 NO Styrofoam or foam packaging	 NO chip bags & wrappers	 NO stretchy plastic or plastic wrap
 NO hazardous waste	 NO soft or hard cover books	 NO plastic toys	 NO paint & oil containers	 NO Black garbage bags or blue recycling bags


*Unacceptable materials in your blue cart may result in your cart not being collected or a fine issued under the City's Solid Waste Management Bylaw, 3114-2021.




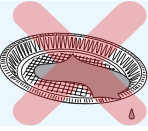
Contamination


Unacceptable material, like plastic bags, garbage, compost, and hazardous materials (batteries, propane canisters, medical sharps/needles), can lead to unsafe conditions for workers, cause damage to sorting machines, and diminish the quality of material and the ability to recycle it. Even packaging with some product residue contributes to contamination, so give your containers a quick rinse before placing in your cart.

How to reduce your contamination:

1  **Wash, clean & dry your recyclables before placing them in the blue cart.**

2  **Do not bag recyclables. Place items directly into the blue cart.**

3  **Keep items soiled with food, grease and liquids out of the blue cart.**

4  **Use the Waste Wizard look up tool if you are not sure where an item should go. The Waste Wizard is available online at abbotsford.ca/wastewizard or on the free Abbotsford Curbside Collection app.**

QUICK TIP



Sort waste properly! If too much of the wrong material is placed in your recycling cart, your cart may not be collected. Including unacceptable material in your recycling cart can also be subject to penalties under the City's Solid Waste Management Bylaw, 3114-2021

How to prepare your recyclables:



Remove lids



Flatten material to save space



Place items loose in the cart



Place shredded paper in a paper bag or box



Depot Recycling

These items are not accepted in the curbside collection program and can be dropped off for free at a recycling depot or other drop off location. Find depot locations at abbotsford.ca/wastewizard.



Glass
(bottles & jars)



Foam packaging (foam meat trays, take out containers, cups and cushion packaging from electronics)



Plastic bags (grocery bags, blue recycling bags & vacuum seal bags)



Plastic net packaging



Crinkly wrappers & bags



Stand up zipper lock pouches



Plastic wrap & overwrap



Flexible packaging with plastic seal



Sandwich & freezer bags




Cooking oil



Paint & spray paint



Solvents, flammables & pesticides



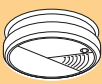
Batteries



Lighting & light strings



Light bulbs



Thermostats & smoke alarms



Small electronics & cell phones



Scrap metal



Medications & sharps



Small appliances & power tools



Tires




Beverage containers



Squishy cushion packaging & bubble wrap



Large appliances



Exercise machines



Outdoor power tools



Propane tanks



Plastic drop sheets or covering



QUICK TIP

Hazardous materials like batteries and propane tanks can cause fire or explosion when placed in curbside recycling. Ensure these items are **ALWAYS** taken to a depot for safe recycling.

Compostables

✓ Accepted in Green Carts



Meat, bones
& fish



Bread & baked
goods



Pasta & grains



Dairy products



Paper bags
& liners



Fruits
& vegetables



Eggshells, eggs
& nutshells



Coffee grounds &
filters, tea bags



Plate scrapings



Salad & dressing




Single-use wooden items
(Popsicle sticks, toothpicks,
chopsticks & cutlery)



Condiments,
sauces, gravy
& jam



Food
contaminated
paper



Small amounts
of cooking oil or
grease absorbed
in paper



Pizza box
(soiled)



Grass clippings,
leaves & weeds



Branches



QUICK TIP

For tips on how to keep your kitchen container and green cart clean visit abbotsford.ca/carts.

✗ Not Accepted in Green Carts*



NO plastic bags
(even biodegradable or
compostable plastic)



NO pet waste
or kitty litter



NO diapers



NO sanitary wipes
or cleaning wipes

*Including unacceptable materials may result in your cart not being collected or a fine issued under the City's Solid Waste Management Bylaw, 3114-2021.

Garbage



QUICK TIP

All material must be placed in the cart with the lid closed. Overflowing carts and material placed outside the carts will not be collected.



Accepted in Grey Carts



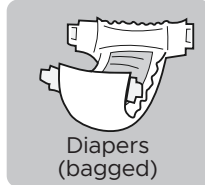
6 pack ring from
canned beverages



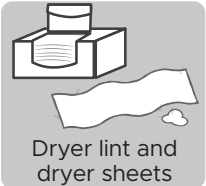
Broken ceramics
& glassware



Cigarette butts
& ashes




Diapers
(bagged)



Dryer lint and
dryer sheets



Baby wipes
& cleaning wipes



Vacuum cleaner
bags & contents



Plastic hangers



Kitty litter & pet waste (bagged)



Plastic toys



PVC/vinyl
(PVC pipes &
vinyl siding)



Compostable or
biodegradable
plastic bags



Cotton balls,
swabs, dental
floss & sanitary
products



Disposable masks
& gloves



Plastic
toothbrushes &
toothpaste tubes



QUICK TIP

Many items can be dropped off for reuse or recycling instead of being thrown away. Consider offering the items to friends and family, or listing on Facebook Marketplace, Craigslist, Freecycle or Kijiji. Do your part to help reduce the amount of waste going to landfill!

Wildlife & Waste

Coexisting with Wildlife

Many wildlife encounters in Abbotsford can be prevented by responsibly managing waste and other attractants. Wildlife sightings and encounters with bears, cougars or coyotes should be reported immediately to the Conservation Officer Service reporting line at 1-877-952-7277.

How to Manage Garbage and Food Scraps

REDUCE IT – The best way to deal with garbage is by not creating it in the first place. Preventing garbage and food waste helps minimize the volume of material you need to manage.

STORE IT – Keep curbside materials indoors or in a secure location until the morning of collection.

FREEZE IT – To help reduce odours, freeze food scraps until your collection day. You could also try wrapping food scraps in newspaper or paper bags to minimize odours and mess.

CLEAN IT – Rinse or wash your cart after pick up with mild detergent or vinegar. This will help to reduce odours.

How to Manage Other Attractants



Remove outdoor
fridges and
freezers



Always keep pet
food indoors



Remove bird
feeders
April - November



Pick fruit as soon
as it's ripe



Clean barbeques
after each use



Compost
responsibly



QUICK TIP

Keeping the community safe is a shared responsibility! For more information on how to reduce human-wildlife conflict visit wildsafebc.ca or check out abbotsford.ca/wildlife.

2024 COLLECTION CALENDAR:

City Collection

Find the coloured zone where your home is located. Follow the colour-coded calendar for collection days.

 Garbage is collected on days with a circle.

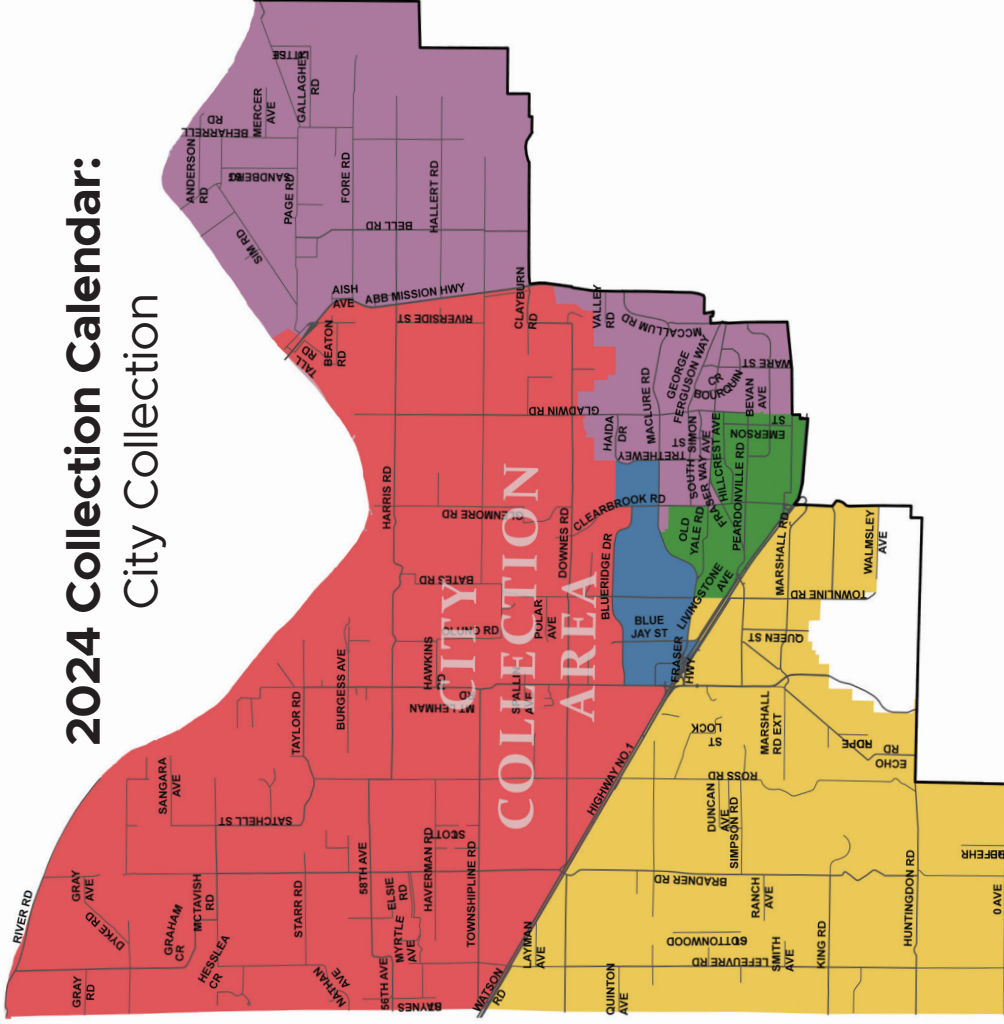
 Recycling is collected on the days with a square.

Compostables are collected every week.

There is no collection on statutory holidays, identified by the gray boxes.

For inquiries:
City Collection
604-864-5640
sortyourwaste@abbotsford.ca

2024 Collection Calendar: City Collection



JANUARY

S	M	T	W	Th	F	S
1	2	3	4	5	6	
7	8	9	10	11	12	13
14	15	16	17	18	19	20
21	22	23	24	25	26	27
28	29	30	31			

FEBRUARY

S	M	T	W	Th	F	S
			1	2	3	
4	5	6	7	8	9	10
11	12	13	14	15	16	17
18	19	20	21	22	23	24
25	26	27	28	29		

MARCH

S	M	T	W	Th	F	S
					1	2
3	4	5	6	7	8	9
10	11	12	13	14	15	16
17	18	19	20	21	22	23
24	25	26	27	28	29	30
31						

APRIL

S	M	T	W	Th	F	S
	1	2	3	4	5	6
7	8	9	10	11	12	13
14	15	16	17	18	19	20
21	22	23	24	25	26	27
28	29	30				

MAY

S	M	T	W	Th	F	S
	1	2	3	4		
5	6	7	8	9	10	11
12	13	14	15	16	17	18
19	20	21	22	23	24	25
26	27	28	29	30	31	

JUNE

S	M	T	W	Th	F	S
						1
2	3	4	5	6	7	8
9	10	11	12	13	14	15
16	17	18	19	20	21	22
23	24	25	26	27	28	29
30						

JULY

S	M	T	W	Th	F	S
	1	2	3	4	5	6
7	8	9	10	11	12	13
14	15	16	17	18	19	20
21	22	23	24	25	26	27
28	29	30	31			

AUGUST

S	M	T	W	Th	F	S
				1	2	3
4	5	6	7	8	9	10
11	12	13	14	15	16	17
18	19	20	21	22	23	24
25	26	27	28	29	30	31

SEPTEMBER

S	M	T	W	Th	F	S
1	2	3	4	5	6	7
8	9	10	11	12	13	14
15	16	17	18	19	20	21
22	23	24	25	26	27	28
29	30					

OCTOBER

S	M	T	W	Th	F	S
		1	2	3	4	5
6	7	8	9	10	11	12
13	14	15	16	17	18	19
20	21	22	23	24	25	26
27	28	29	30	31		

NOVEMBER

S	M	T	W	Th	F	S
					1	2
3	4	5	6	7	8	9
10	11	12	13	14	15	16
17	18	19	20	21	22	23
24	25	26	27	28	29	30

DECEMBER

S	M	T	W	Th	F	S
1	2	3	4	5	6	7
8	9	10	11	12	13	14
15	16	17	18	19	20	21
22	23	24	25	26	27	28
29	30	31				

Calendars and collection zones can be viewed online at abbotsford.ca/collectionschedule

2024

COLLECTION CALENDAR:

Contractor Collection

Find the coloured zone where your home is located.

Follow the colour-coded calendar for collection days.

○ Garbage is collected on days with a circle.

□ Recycling is collected on the days with a square.

Compostables are collected every week.

There is no collection on statutory holidays, identified by the gray boxes.

For inquiries:

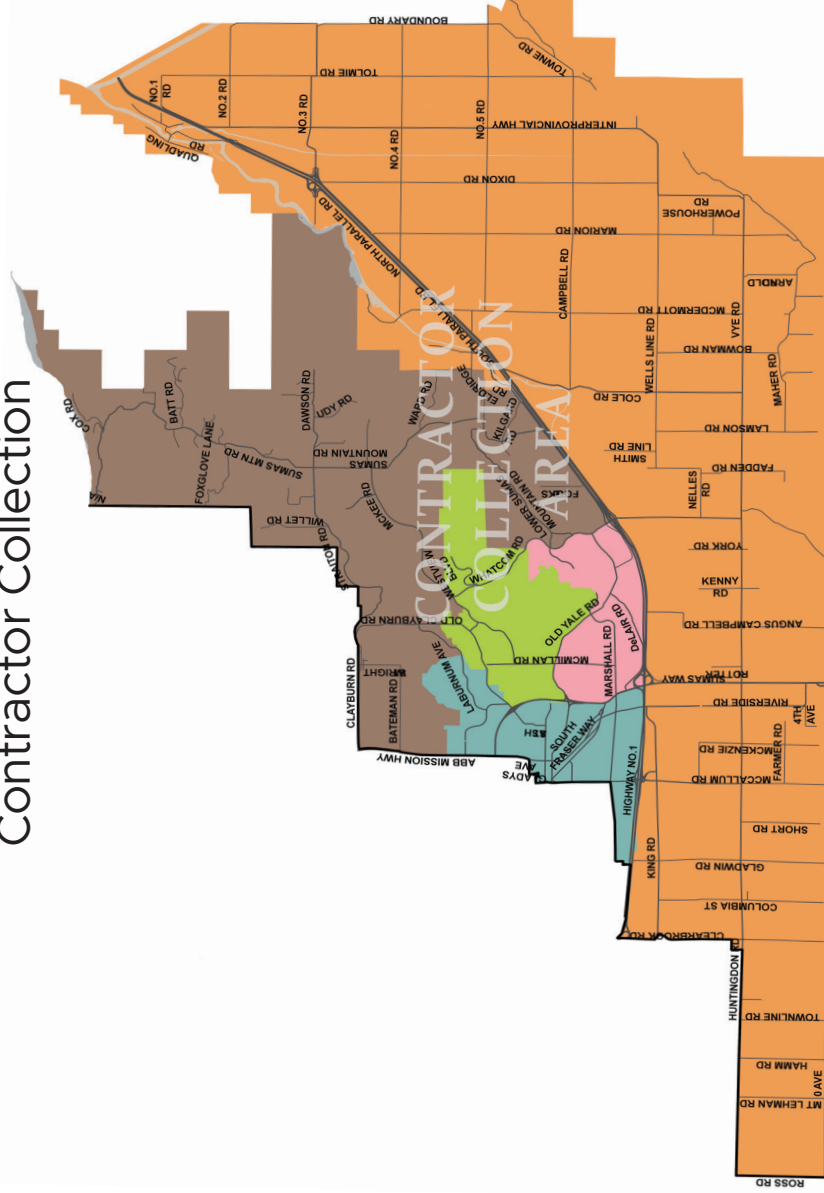
Contractor Collection

604-864-5640

[sortyourwaste@](mailto:sortyourwaste@abbotsford.ca)

abbotsford.ca

2024 Collection Calendar: Contractor Collection



JANUARY

S	M	T	W	Th	F	S
	1	2	3	4	5	6
7	8	9	10	11	12	13
14	15	16	17	18	19	20
21	22	23	24	25	26	27
28	29	30	31			

FEBRUARY

S	M	T	W	Th	F	S
			1	2	3	
4	5	6	7	8	9	10
11	12	13	14	15	16	17
18	19	20	21	22	23	24
25	26	27	28	29		

MARCH

S	M	T	W	Th	F	S
					1	2
3	4	5	6	7	8	9
10	11	12	13	14	15	16
17	18	19	20	21	22	23
24	25	26	27	28	29	30
31						

APRIL

S	M	T	W	Th	F	S
	1	2	3	4	5	6
7	8	9	10	11	12	13
14	15	16	17	18	19	20
21	22	23	24	25	26	27
28	29	30				

MAY

S	M	T	W	Th	F	S
		1	2	3	4	
5	6	7	8	9	10	11
12	13	14	15	16	17	18
19	20	21	22	23	24	25
26	27	28	29	30	31	

JUNE

S	M	T	W	Th	F	S
						1
2	3	4	5	6	7	8
9	10	11	12	13	14	15
16	17	18	19	20	21	22
23	24	25	26	27	28	29
30						

JULY

S	M	T	W	Th	F	S
1	2	3	4	5	6	
7	8	9	10	11	12	13
14	15	16	17	18	19	20
21	22	23	24	25	26	27
28	29	30	31			

AUGUST

S	M	T	W	Th	F	S
				1	2	3
4	5	6	7	8	9	10
11	12	13	14	15	16	17
18	19	20	21	22	23	24
25	26	27	28	29	30	31

SEPTEMBER

S	M	T	W	Th	F	S
1	2	3	4	5	6	7
8	9	10	11	12	13	14
15	16	17	18	19	20	21
22	23	24	25	26	27	28
29	30					

OCTOBER

S	M	T	W	Th	F	S
		1	2	3	4	5
6	7	8	9	10	11	12
13	14	15	16	17	18	19
20	21	22	23	24	25	26
27	28	29	30	31		

NOVEMBER

S	M	T	W	Th	F	S
					1	2
3	4	5	6	7	8	9
10	11	12	13	14	15	16
17	18	19	20	21	22	23
24	25	26	27	28	29	30

DECEMBER

S	M	T	W	Th	F	S
1	2	3	4	5	6	7
8	9	10	11	12	13	14
15	16	17	18	19	20	21
22	23	24	25	26	27	28
29	30	31				

Calendars and collection zones can be viewed online at abbotsford.ca/collectionschedule

Important Information

There are a variety of resources to help you sort through the world of waste!



Visit abbotsford.ca/carts for program information including frequently asked questions, additional cart placement examples, and tips and tricks for using your carts.



Find out what goes where using the Waste Wizard search tool: abbotsford.ca/wastewizard



Email questions to waste@abbotsford.ca



Curbside Collection Hotline: 604-864-5640

Monday - Friday, 8am to 4pm (excluding statutory holidays)

- Report a service problem or missed collection
- Report damaged or missing carts
- Request carts for a newly constructed home
- Request a different cart size or type
- Ask questions about the cart program



Other Resources

BC Recycling Hotline: 1-800-667-4321

Monday - Friday, 9am – 4pm

BC Recyclepedia rcbc.ca

We have apps for that!


To help you get it to the curb on time.

Never miss a collection day again! The **Abbotsford Curbside Collection** app gives you access to your collection schedule, collection day reminders and service alerts. Plus, access the Waste Wizard for recycling and disposal information for hundreds of items.

The free **@abbotsford city services** app can report missed collection, request cart repairs or other issues with your curbside collection.



SCAN to
download
the apps
and access
the Waste
Wizard!



ਇਹ ਜਾਣਕਾਰੀ ਬਹੁਤ ਜ਼ਰੂਰੀ ਹੈ। ਕ੍ਰਿਪਾ ਕਰਕੇ ਕਿੱਸੇ ਕੋਲੋਂ ਇਸਦੀ ਟਰਾਂਸਲੇਸ਼ਨ (ਅਨੁਵਾਦ) ਕਰਵਾ ਲਵੋ। ਉਨੁਵਾਦ ਕੀਤੀ ਗਈ ਜਾਣਕਾਰੀ abbotsford.ca/collectionschedule ਤੇ ਉਪਲਬਧ ਹੈ।

Important Information

Excess Waste

Have excess waste? Visit abbotsford.ca/excesswaste for options on how to manage your extra recycling, compost or garbage!

Missed Collection

Common reasons why your cart was not collected:

- Cart was not at the curb by 7:00 am
- Cart was overflowing or did not have a closed lid
- Unacceptable materials were placed in cart
- Waste was not fully contained within cart
- Access to cart was blocked by a parked car, utility pole, or other obstruction
- Cart was placed too close to another cart, parked car or other obstruction
- Waste was not sorted correctly
- Clips on a bear-resistant cart were not unclipped

If none of those reasons apply, you can report a missed collection through any of the following methods:

- **Website:** abbotsford.ca/service
- **City Services App:** @Abbotsford

Collection Services in Snow & Ice

Providing service is our top priority, but curbside collection may be disrupted during snow and ice conditions. If this occurs, the Abbotsford Curbside Collection App is the best source of information about collection-related news. The App is free to download to any smart device from the App Store or Google Play (see QR Code on back page). A collection advisory is also posted on the City's website at abbotsford.ca for any updated collection delays or cancelled service.

Holiday Waste Reduction

Seasonal holidays such as Halloween and Christmas bring fun and joy but often produce a large amount of waste. From carved pumpkins to wrapping paper, learn how you can reduce waste during the holiday season.

Get tips on waste reduction at abbotsford.ca/reducewaste.