

COMMUNITY HOMELESSNESS REPORT SUMMARY

City of Abbotsford
2020 - 2021

COORDINATED ACCESS AND HOMELESSNESS MANAGEMENT INFORMATION SYSTEM (HMIS) SELF-ASSESSMENT

SUMMARY

The table below provides a summary of the work the community has done so far to implement Reaching Home's minimum requirements for Coordinated Access and an HMIS.

How many of the Reaching Home minimum requirements has the community:

Met	Started	Not yet started
12	1	5

SUMMARY COMMENT

Are there particular efforts and/or issues that you would like to highlight for this reporting period related to your community's work to achieve the Reaching Home minimum requirements? In particular, please describe your community's efforts to set-up or improve the Coordinated Access governance structure, including processes to ensure that policies and protocols, as approved by the governance group(s), are being implemented across the system as intended to achieve desired results.

The community has multiple systems similar to Reaching Home's (RH) Coordinated Access and Assessment system (CAA) in place (or under development). BC Housing operates a Coordinated Access system into Supportive Housing and the Inter-Agency Care Team operates the Community-Intake-and-Referral (CIR) System out of the Community Hub in partnership with Fraser Health and other partners.

The answers provided throughout this document primarily reflect the policies and procedures in place for access to the supportive housing stock via BC Housing (unless otherwise indicated for Coordinated Intake and Referral).

The following comments are offered to contextualize our answers in the relevant sections:

A governance system has been established regarding coordinated access into supportive housing (BC Housing), but not for other providers;

In the first year of operation of the RH program in Abbotsford there were no RH funded agencies who participated in Coordinated Access simply due to their receipt of RH funding. They all received BC Housing funding if they are considered in this report. HIFIS is currently used by BC Housing funded agencies to undertake case and bed management; the Supportive Housing Registry is used to facilitate access into the BC Housing CAA system; the Coordinated Intake and Referral project does not have a dedicated database, but may rely on auxiliary health management systems to work with clients.

Privacy and data management agreements have been signed for BC Housing and Coordinated Intake and Referral, but not for Reaching Home. Safeguards are in place to protect data within these systems.

BC Housing manages all applications to be part of its CAA system online; The Coordinated Intake and Referral project provides access to clients via a physical site – the Community HUB; Its operations however were limited or suspended during the COVID-19 pandemic;

Whether or not and how equitable access into the CAA process is achieved is not explicitly monitored on an ongoing basis for either of the two existing systems;

Individuals are assessed whether they are a danger to staff or tenants if they were admitted to a housing unit in supportive housing; that would be one of the only major consideration in preventing access to housing for BC Housing;

The Triage and assessment process is clearly documented for BC Housing as well as for the Coordinated Intake and Referral system - however for the latter it is unclear how it is currently being implemented due to the ongoing pandemic.

The Vulnerability Assessment Tool is used for anyone coming into the system managed by BC Housing; (unclear for CIR)

The Vacancy Matching and Referral process is clearly documented for BC Housing. It does not exist in the same way for the

COMMUNITY-LEVEL DATA for 2020-2021

Based on the information provided in the Community Homelessness Report, the community does not have to report community-level data for 2020-2021 and community-level outcomes for the reporting period.

What is the date range for available data from the List for this fiscal report?

- First date in reporting period:
- Last date in reporting period:

YYYY-MM-DD

YYYY-MM-DD

Complete the Population Groups table below using the date range indicated for this fiscal report.

Number of unique individuals (or households where not available) in each Priority Population Group who:

Priority Population Groups	Were homeless (Measures Cumulative Homelessness)	Were new to homelessness (Measures Inflow)	Returned to homelessness from housing (one or more times) (Measures Inflow)	Returned to homelessness from transitional status (one or more times) (Measures Inflow)	Returned to homelessness from unknown status (one or more times) (Measures Inflow)	State changed from inactive to active (one or more times) (Measures Inflow)
Overall homeless	0	0	0	0	0	0
Chronically homeless	0	0	0	0	0	0
Indigenous peoples	0	0	0	0	0	0
Priority Population Groups			Moved from homelessness to housing (one or more times) (Measures Outflow)	Status changed from homelessness to transitional (one or more times) (Measures Outflow)	Status changed from homelessness to unknown (one or more times) (Measures Outflow)	State changed from active to inactive (one or more times) (Measures Outflow)
Overall homeless			0	0	0	0
Chronically homeless			0	0	0	0
Indigenous peoples			0	0	0	0

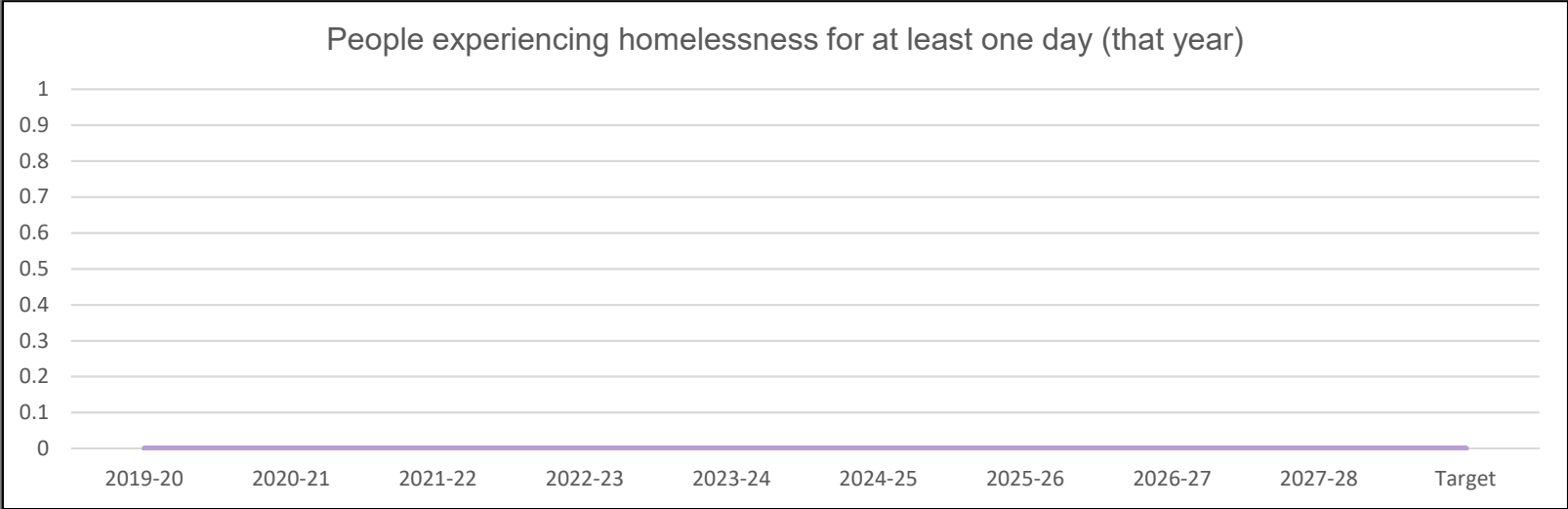
Complete the Prior Living Situations table below for all individuals (or households where not available) that were homeless for the date range indicated for this fiscal report.

	Public Institutions	Transitional Housing	Permanent Housing	Unknown	Total
New to homelessness	0	0	0	0	0
Returned to homelessness	0	0	0	0	0
Total	0	0	0	0	0

COMMUNITY-LEVEL RESULTS OUTCOMES - CORE OUTCOMES

Outcome # 1: Fewer people experience homelessness overall (homelessness is reduced overall)

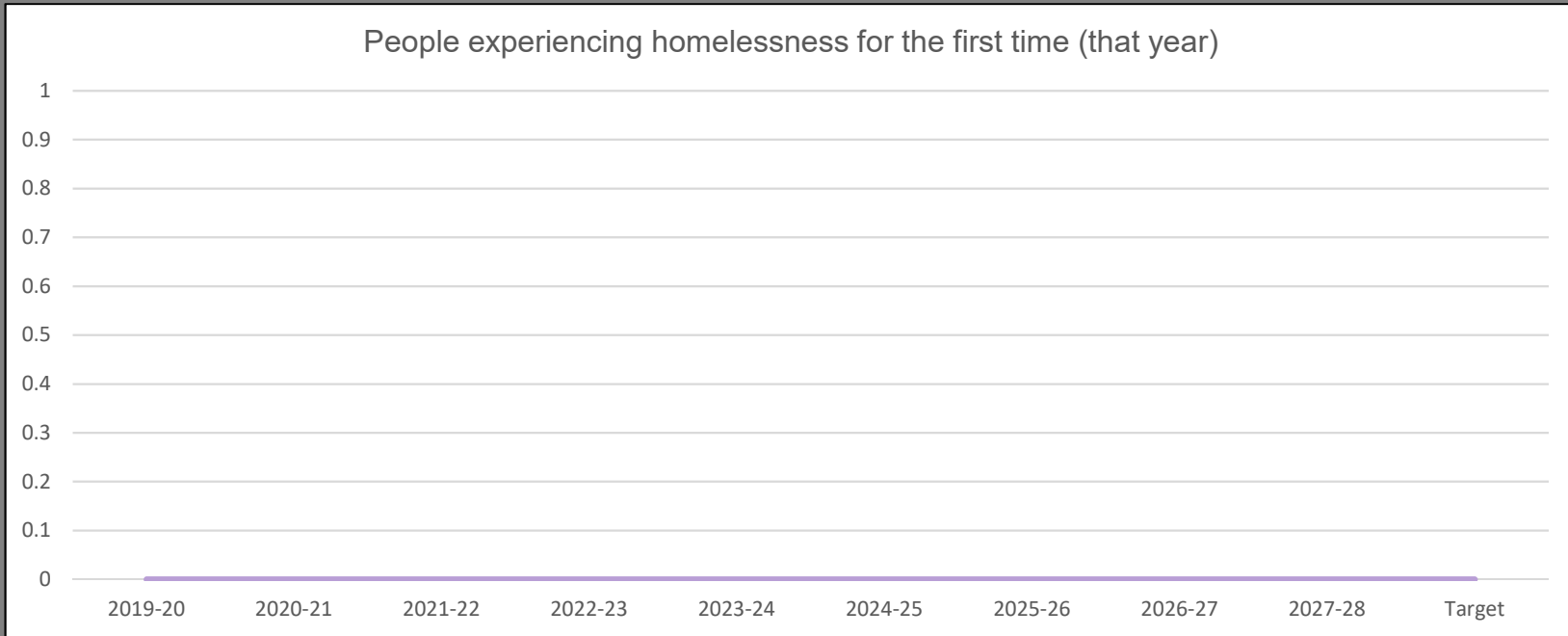
	2019-20	2020-21	2021-22	2022-23	2023-24	2024-25	2025-26	2026-27	2027-28	Target
People experiencing homelessness for at least one day (that year)	-	0	-	-	-	-	-	-	-	0



Please insert comment here

Outcome #2: Fewer people experience homelessness for the first time (new inflows into homelessness are reduced)

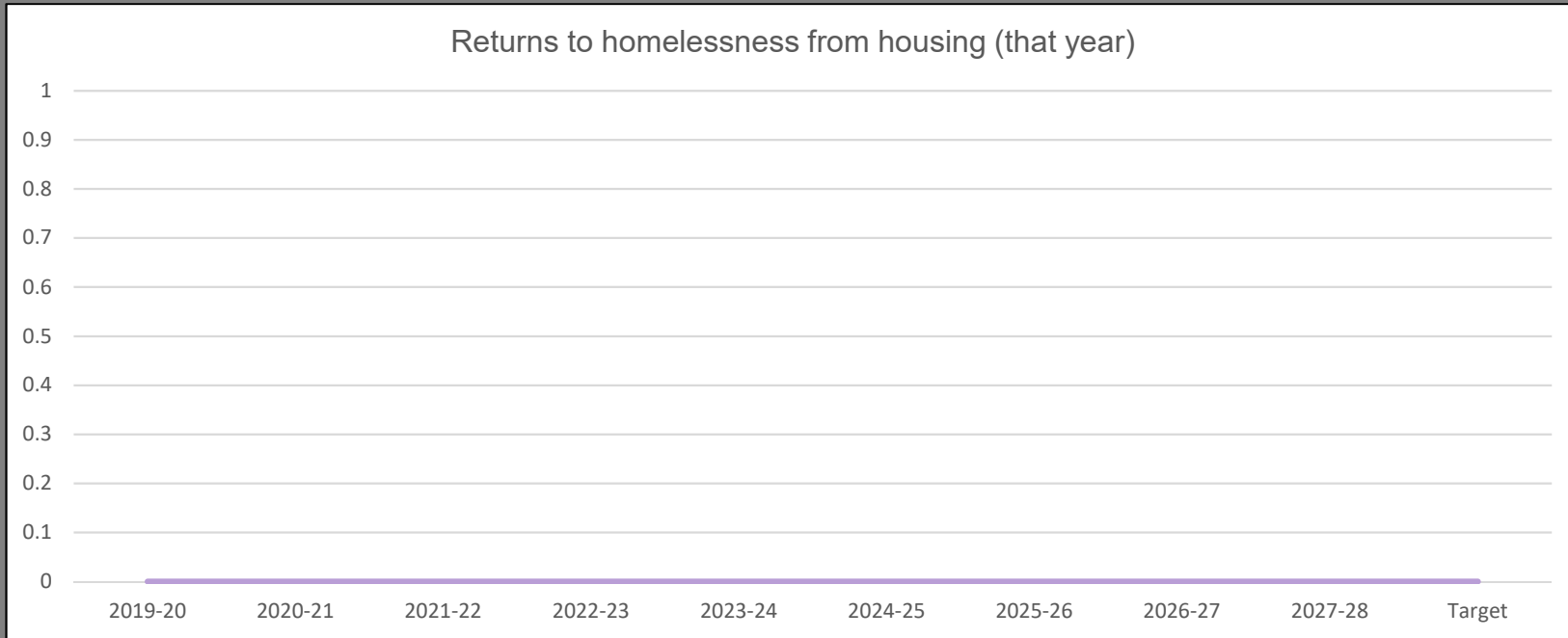
	2019-20	2020-21	2021-22	2022-23	2023-24	2024-25	2025-26	2026-27	2027-28	Target
People experiencing homelessness for the first time (that year)	-	0	-	-	-	-	-	-	-	0



Please insert comment here

Outcome #3: Fewer people return to homelessness from housing (returns to homelessness are reduced)

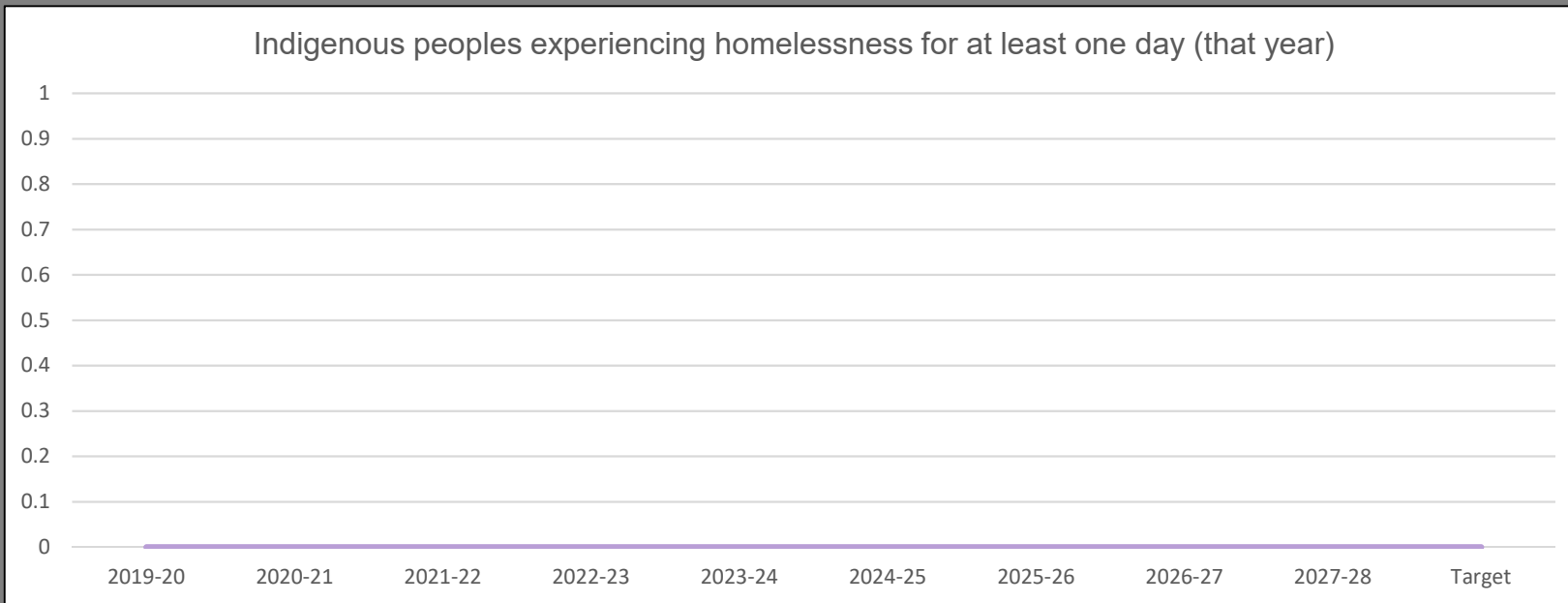
	2019-20	2020-21	2021-22	2022-23	2023-24	2024-25	2025-26	2026-27	2027-28	Target
Returns to homelessness from housing (that year)	-	0	-	-	-	-	-	-	-	0



Please insert comment here

Outcome #4: Fewer Indigenous peoples experience homelessness (Indigenous homelessness is reduced)

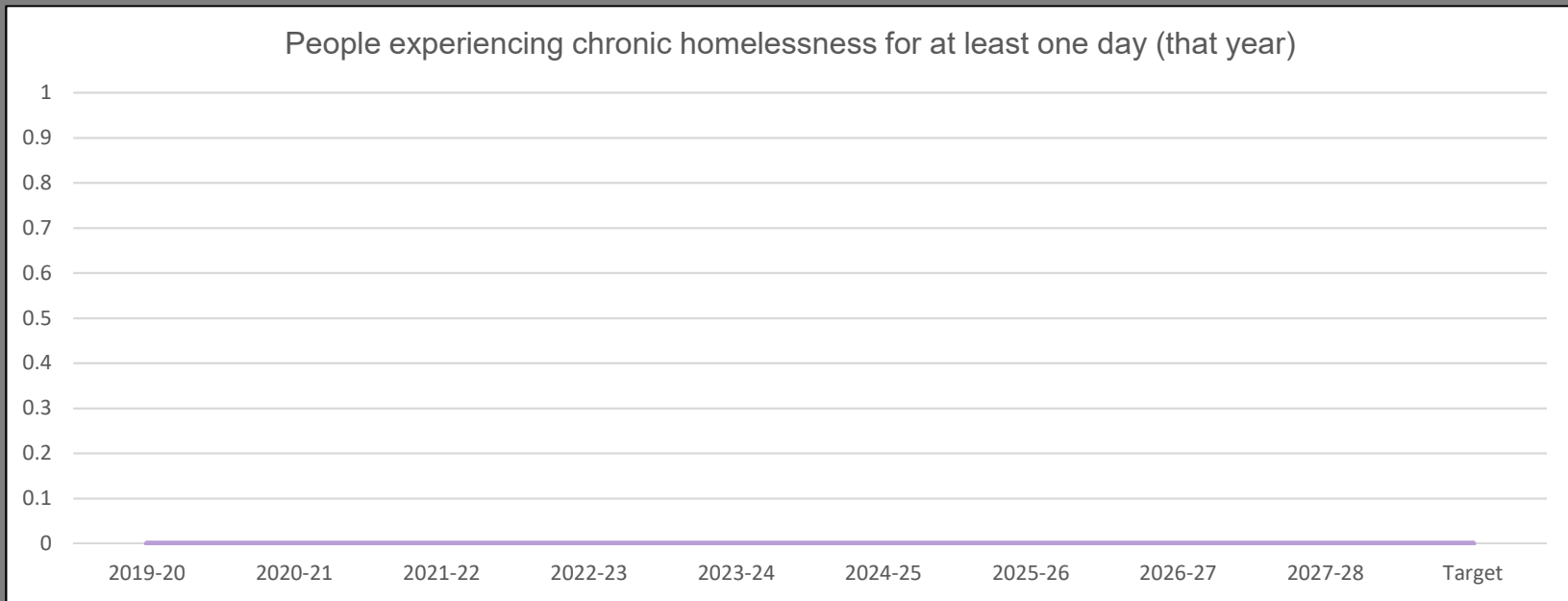
	2019-20	2020-21	2021-22	2022-23	2023-24	2024-25	2025-26	2026-27	2027-28	Target
Indigenous peoples experiencing homelessness for at least one day (that year)	-	0	-	-	-	-	-	-	-	0



Please insert comment here

Outcome #5: Fewer people experience chronic homelessness (chronic homelessness is reduced)

	2019-20	2020-21	2021-22	2022-23	2023-24	2024-25	2025-26	2026-27	2027-28	Target
People experiencing chronic homelessness for at least one day (that year)	-	0	-	-	-	-	-	-	-	0



Please insert comment here

